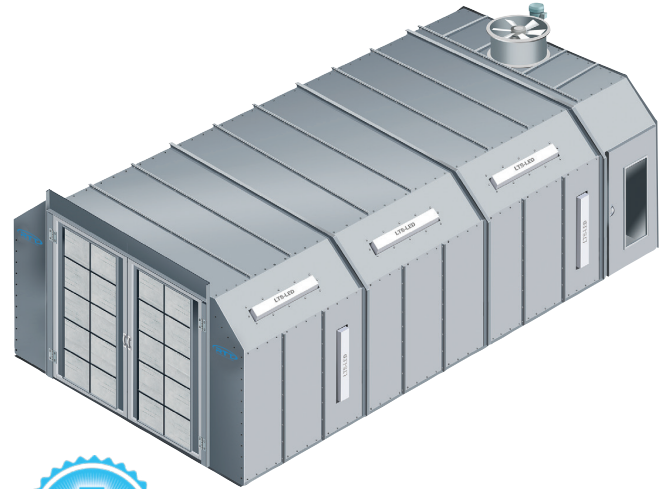


EZ CLASSIC CROSSDRAFT SPRAY BOOTH



RTT's EZ Classic Crossdraft spray booths are designed to produce a high-quality finish in an extremely efficient manner. Used for industrial, automotive and wood applications, the booth intakes air through filters in the product doors. The clean, filtered air is drawn through the booth and exhausted through a filter system at the opposite end. The EZ Crossdraft booths are offered in solid back, drive through, and reverse flow designs as well as pressurized and non-pressurized.

RTT's booths are easy to install and simple to maintain. The quality and workmanship of RTT spray booths allow us to offer a 5-year warranty when using high performance W-Series RP Arrestor exhaust filters manufactured by RTT.



Features

- RTT booths are constructed from heavy duty 18-gauge, prime quality galvanized steel and engineered with corresponding support structure.
- All panels and support members are laser cut and precision formed for consistent fit allowing for easy nut and bolt assembly.
- Doors are field hung on slotted hinges to facilitate adjustment on two axis' to compensate for field conditions. Our standard 36" wide personnel door is constructed with a square tube frame and covered with 18-gauge galvanized steel and includes an observation window.
- RTT booths ship with industry leading E-Light LED lighting which provides lower energy usage, exceptionally longer life, truer color rendering, reduced maintenance costs and includes a 5-year warranty.
- LED lighting is constructed of 22-gauge steel which is powder coated white, and available in 4000 and 8000 lumen models. E-Lights are ETL listed for US and Canada with Class 1 Division 2, Group A, B, C, D and Class 2 division 2, Group F and G ratings.
- High efficiency W-Series RP Paint Arrestor blanket media ships with every booth for extended life, increased depth loading and holding capacity. The blanket filters are secured in place with RTT FilterLoc technology which provides a tighter seal to the booth eliminating overspray bypass while providing quick and easy filter change outs.
- All RTT booths utilize efficient and quality brand-name tubeaxial fans and motors.
- Air solenoid valve Interlocked to the exhaust fan and air supply for the spray application equipment is also included.
- RTT booths meet and/or exceed quality performance standards and all applicable OSHA and NFPA regulations.




Optional UL & ETL listed control panel



Windowed personnel access doors



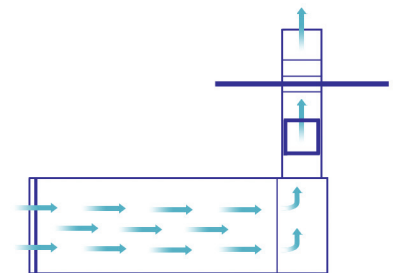
Industry-leading LED lighting with 5-year warranty



5/16" bolts with serrated lock nut

Options

- Air replacement units and intake chambers can be added
- Pre-filtered plenum for additional intake air filtration
- Durable powder coated white option available
- Roll-up, bi-fold or tri-fold doors
- Control panel and other electrical components can be purchased separately
- Exhaust ductwork
- Solid back, drive through, and reverse flow designs
- Pressurized or non-pressurized
- Booth extensions with or without lights



Classic Crossdraft booth air flow

EZ CLASSIC CROSSDRAFT SPRAY BOOTH



Selecting a Booth Size

RTT can design and build booths in a variety of sizes and configurations. Although our team can engineer custom sizes to fit your needs, below are standard sizes that are pre-engineered and available for quick shipment.

Model Number	Interior Dimensions			Exterior Dimensions			Access Doors	Clear Door Opening				Qty. Lights	Air Flow SCFM	Fan Spec.		Filters
	Width	Height	Length	Width	Height	Length		Width	Height	Qty	Type			Dia.	HP	
ECC-14-09-26-N-SB-S	14'-0"	9'-0"	26'-0"*	14'-6.5"	10'-0"	26'-4"	1	9'-4"	8'-10.5"	1	Filtered	10	12,600	30"	3HP	20
ECC-14-09-28-N-SB-S	14'-0"	9'-0"	28'-0"*	14'-6.5"	10'-0"	28'-4"	1	9'-4"	8'-10.5"	1	Filtered	10	12,600	30"	3HP	20
ECC-14-09-30-N-SB-S	14'-0"	9'-0"	30'-0"*	14'-6.5"	10'-0"	30'-4"	1	9'-4"	8'-10.5"	1	Filtered	10	12,600	30"	3HP	20
Reference Key	A	B	C*					D	E							

Alternative Configuration: Reverse Flow (RF) Drive Through (DT)
Alternative Options: Pressurized (P)

*Actual working depth is 18 inches less than interior length
Standard length sizing is illustrated above

*Booths ship in less than 10 days.

ONLY for these items without any modifications. Any additional items on the order may impact lead time. Contact your RTT representative for more information.

